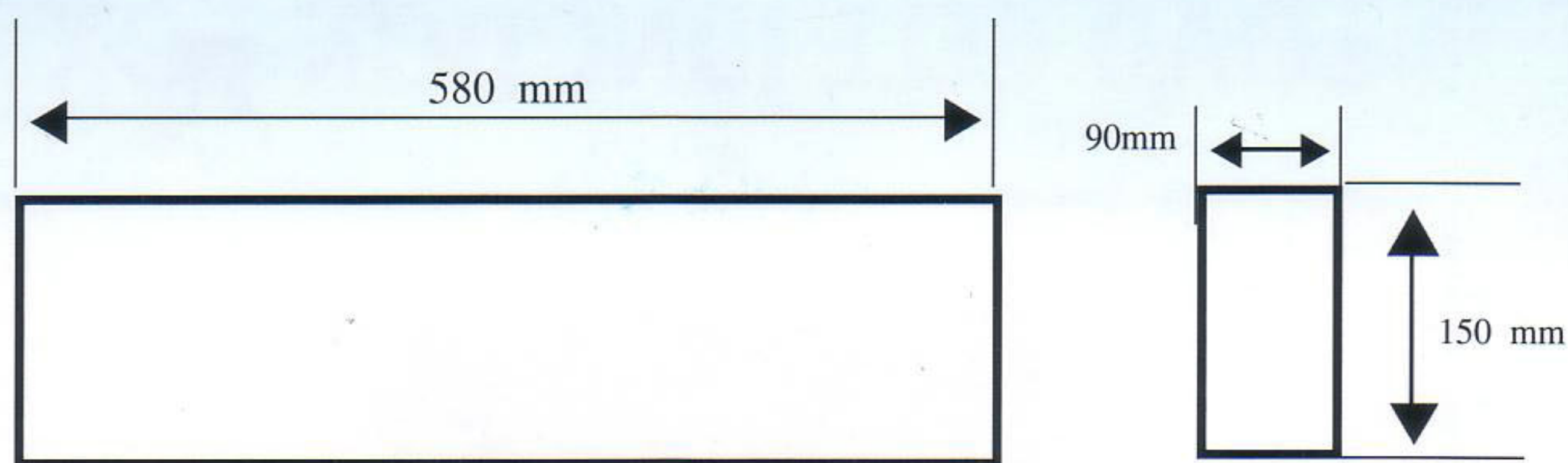



REMOTE WEIGHT DISPLAY MODEL D2002



5 DIGITS SUPER BRIGHT LED DISPLAY

90 mm DIGIT HIGH

RS 232 ISOLATED INTERFACE

BAUD RATE AND DATA FORMAT CAN BE PRE PROGRAM FOR EVERY BRAND WEIGHT INDICATORS

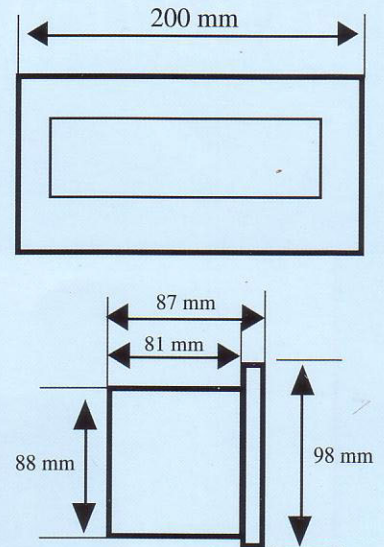

220 VAC 50-60 Hz POWER

DIMENSIONS 150 mm X 580 mm X 90 mm

WEIGHT 3.2 Kg

LINEAR INSTRUMENT

REMOTE WEIGHT DISPLAY MODEL D2001



5 DIGITS 7 SEGMENT LED DISPLAY

25.4 mm DIGIT HIGH

RS232 INTERFACE


**BAUD RATE AND DATA FORMAT CAN BE PRE PROGRAM FOR EVERY -
BRAND WEIGHT INDICATORS**

220 VAC 50-60 Hz POWER SUPPLY

DIMENSIONS 200 mm X 98 mm X 87 mm

WEIGHT 1.2 Kg

LOAD CELL JUNCTION BOX



STAINLESS STEEL ENCLOSURE

6 LOAD CELLS INPUT

INCLUDED LIGHTNING PROTECTION (GAS TUBE)

WEIGHT 1.2 Kg

